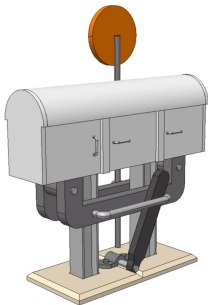
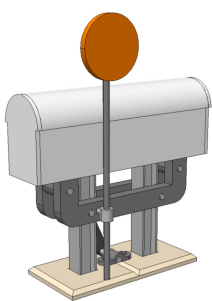
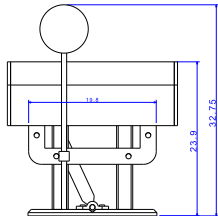
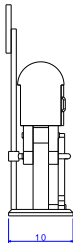
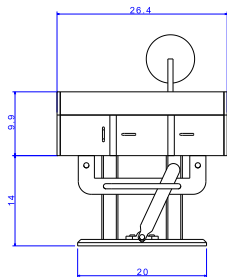


BÁSCULA DE PESAJE



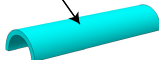
DIMENSIONES GENERALES



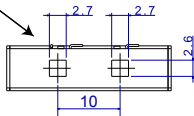


Taladros en zona inferior
para paso de las vigas

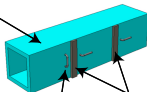
EV	229
○	7.1mm



EV	9020
Sheet	0.5mm



EV	254
■	6.3mm



EV	112
■	0.4x1.0mm

Varilla metálica	
●	0.3mm

