





SUDEXPRESS
scale model trains

Vossloh E4000 Dissassembly and Assembly (N scale)




1. Insert toothpicks to release the snap/fits




2. Pull body away from chassis. Do not pull on bogies/trucks




3. Install the decoder of your choice. Follow the manufacturer instructions.



4. To install working couplers, pull decorative couplers out while holding front.



5. Insert coupler carefully to not break glued cowcatcher and hold coupler box in place



6. To remove couplers pull coupler out and hold the box in place. Trim air hoses for better coupler clearance in curves.

For more info/Help or if you need spare parts please contact your local model train shop or contact us at:

AVALIARE
ENGENHARIA group
www.sudexpressmodels.eu

Avaliare Eng. Ltd
Centro Comercial da Estação
Praça Camio Castelo Branco, 31 - 2º andar - Sala 48
4700 - 2009 Braga PORTUGAL
Tel: +351 253 100 089 - email: geral@sudexpressmodels.com