

Fall New Items 2017





Editorial

“Truly Impressive” and “Elegant Travel”

You can get to the heart of this year’s fall new items from the Märklin “blacksmith” with these simple yet significant words. For this fall, true classics are claiming priority on your model railroad layout. The last class 18.5 running in service with its appropriate express train car set from the Sixties will awaken delightful travel memories. A somewhat different but equally appreciative view is trained on our new MHI special series around the theme of authentic “Museum Locomotives”. It starts this fall with an epitome of German engineering skill, the V 140 001 as the museum version belonging to the German National Museum in Munich. Which can be admired on loan in the roundhouse for Lokwelt Freilassing / Locomotive World Freilassing.

What would travel be without the Golden Twenties? A streamlined diva goes traveling in an affectionately assembled set and carries the carefree attitude towards life of this time on your layout. Carefree and with a somewhat different beat is the fifth part of our train stories. We are talking here about battle songs and a lot of fun going to the away game (Read more about this on Pages 8 to 13).

Immense operating fun awaits you in the smallest gauge from Märklin. It is comfortable in the Intercity right through Germany – exactly the same way you write the schedule.

Marvelously detailed and really well arrayed is the way the former “jack-of-all-trades” is greeting your for 1 Gauge. Our E 44 from the Bamberg District does not come alone. It is coupled to superbly manufactured type F-v-51 bulk freight dump cars.

Appropriate to the upcoming Christmas season and in response to many requests, this year we are also presenting a new Christmas model in 1 Gauge in addition to the collector cars in Z and H0.

Your Märklin Team

Contents

| | |
|---------------------------------|-----------|
| Birthday Locomotive | 3 |
| MHI Exclusiv H0 | 4 |
| H0 | 14 |
| H0 Accessories | 24 |
| MHI Exclusiv Z Gauge | 25 |
| Z Gauge | 26 |
| 1 Gauge | 27 |
| Explanations of Symbols | 31 |
| Index to the Item Numbers | 31 |
| Warranty Conditions | 31 |
| Imprint | 32 |



More than reality!

Discover our models all over again with the new Märklin AR App. This is how easy it is: Download the app and watch the page with the camera on a Smartphone.



36187 Class 193 Electric Locomotive

Visions in Metal

Theodor Friedrich Wilhelm Märklin
*2. April 1817 † 20 December 1866

When little Theodor Friedrich Wilhelm first saw the light of day on April 2, 1817 in Tieringen near Balingen, Germany, no one could have suspected that later he would become the founder of one of the most famous toy firms in the world. Yet with the abilities that he accumulated from his apprenticeship as a tinsmith, and the vision to create something new, in 1859 he founded a firm that not only produced the usual cookware and tableware but also miniaturized reproductions of the same. The functional doll kitchens produced by him prepared young ladies in society for their as yet still firmly defined role as housewife and mother in the 19th century. His marriage to this second wife (née Hettich) was in hindsight a blessing for Th. Fr. Wilh. Märklin and the further development of the firm Märklin. Not only that she supported him in the further development and the sale of girls' tin-plate toys in what was an unusual way for the times. She also took on the difficult task after the sudden death of her husband on December 20, 1866 of managing the business until her sons Karl and Eugen were old enough to establish the business "Gebrüder Märklin" / "Märklin Brothers" and ultimately plunge into the world of railroad models. The entire business would like to bow to the company's founder with the Märklin model 36187 "200 Jahre TFW Märklin" / "200 Years of TFW Märklin" bring together his ingenious ideas and today's "high-tech" model trains which probably would not be here without him.

This model is being issued in a one-time series for the 200th birthday of Theodor Friedrich Wilhelm Märklin and is limited worldwide to 1,817 pieces.

Prototype: "Vectron" class 193 electric locomotive. Painted and lettered with special designed Märklin look.

Model: The locomotive is constructed of metal and has an mfx digital decoder and extensive sound functions. It also has a special motor, centrally mounted. 4 axles powered through cardan shafts. Traction tires. Triple headlights and dual red marker lights change over with the direction of travel, will work in conventional operation, and can be controlled digitally. The headlights at Locomotive End 2 and 1 can be turned off separately in digital operation. When the headlights at both ends of the locomotive are turned off, then the double "A" light function is on at both ends. Maintenance-free, warm white and red LEDs are used for the lighting. The locomotive has 2 mechanically working pantographs (no electrical pickup from catenary). Length over the buffers 21.8 cm / 8-9/16".

| Digital Functions | CU | MS | MS2 | CS1 | CS2-3 |
|--------------------------------|----|----|-----|-----|-------|
| Headlight(s) | | | | | |
| Operating Sounds 1 | | | | | |
| Electric locomotive op. sounds | | | | | |
| Low Pitch Horn | | | | | |
| Direct control | | | | | |
| Sound of squealing brakes off | | | | | |
| Headlight(s): Cab2 End | | | | | |
| High Pitch Horn | | | | | |
| Headlight(s): Cab1 End | | | | | |
| Sound of Couplers Engaging | | | | | |
| Operating Sounds 2 | | | | | |
| Letting off Air | | | | | |
| Blower motors | | | | | |
| Conductor's Whistle | | | | | |
| Rail Joints | | | | | |

Limited worldwide to 1,817 pieces
Delivered with collector showcase and certificate of authenticity

Left side of locomotive



Right side of locomotive



Elegant Beauty



39034 Express Train Steam Locomotive, Road Number 18 505

A classic that is a must on any layout: The elegant class 18.5, a member of the S 3/6 family, generally considered by many railroaders as one of the most beautiful steam locomotives. The class 18 505 can still be admired at the DGEG Railroad Museum in Neustadt/Weinstraße, Germany.

Prototype: LVA Minden class 18.5 express train steam locomotive, with a type 2'3 T38 tender from the class 45. German Federal Railroad (DB). Black/red basic paint scheme. Locomotive road number 18 505. The locomotive looks as it did around 1967.

Model: The locomotive has a new mfx+ digital decoder and extensive sound functions. It also has controlled high-efficiency propulsion with a flywheel, mounted in the boiler. 3 axles powered. Traction tires. The locomotive and tender are constructed chiefly of metal. The locomotive has a factory-installed 72270 smoke unit. Triple headlights change over with the direction of travel. They and the built-in smoke unit will work in conventional operation and can be controlled digitally. In addition, the cab lighting and the firebox flickering can be controlled digitally. Maintenance-free LEDs are used for the lighting. There is a close coupling with a guide mechanism between the locomotive and tender. The back of the tender has an NEM pocket with a close coupler and a guide mechanism. The minimum radius for operation is 360 mm / 14-3/16". Protective piston rod sleeves, brake hoses, and figures of an engineer and a fireman are included. Length over the buffers 26.4 cm / 10-3/8".

Highlights:

- **Version as class 18 505 with a type 2'3 T38 tender from the class 45.**
- **Especially intricate metal construction.**

This model can be found in a DC version in the Trix H0 assortment under item number 22884.

One-time series.

| Digital Functions | CU | MS | MS 2 | CS1 | CS2-3 | CS2-3 |
|--------------------------------|----|----|------|-----|-------|-----------------------------|
| Headlight(s) | | | | | | Replenishing fuel |
| Smoke generator | | | | | | Replenishing fuel |
| Steam locomotive op. sounds | | | | | | Sanding |
| Locomotive whistle | | | | | | "Switcher Double "A" Light" |
| Direct control | | | | | | Switching maneuver |
| Sound of squealing brakes off | | | | | | Generator Sounds |
| Engineer's cab lighting | | | | | | Light Function |
| Whistle for switching maneuver | | | | | | Rail Joints |
| Flickering Light in Fire Box | | | | | | Safety Valve |
| Letting off Steam | | | | | | Coupler sounds |
| Sound of coal being shoveled | | | | | | Sound of Couplers Engaging |
| Tipping grate | | | | | | Station Announcements |
| Air Pump | | | | | | Station Announcements |
| Water Pump | | | | | | Surrounding sounds |
| Injectors | | | | | | |
| Replenishing fuel | | | | | | |



Coupled as a duo only once:
The only class 18 with its special 5-axle tender



Many functions
Fully equipped



Figures of an engineer and a fireman included





43279 Express Train Passenger Car Set for the Class 18 505 Steam Locomotive

Prototype: 4 different design German Federal Railroad (DB) express train passenger cars. Version for the train route D 182: Hannover – Herford – Hamm (Westph) – Dortmund – Essen – Duisburg – Düsseldorf – Cologne. 1 type BÜ express train passenger car, 2nd class. 1 type WR4ü39 “Schürzenwagen” / “Skirted Car” express train dining car, 1 type ABÜ “Schürzenwagen” / “Skirted Car” express train passenger car, 1st/2nd class. 1 type BÜ “Schürzenwagen” / “Skirted Car” express train passenger car, 2nd class. The cars look as they did around 1966.

Model: The cars have detailed construction. The coaches have train route signs. All of the cars have factory-installed LED interior lighting. The 2nd class skirted car has a factory-installed pickup shoe. The entire car consist can be supplied with current by means of the factory-installed current-conducting close couplers. A permanently defined car sequence is required to do this. Standard close couplers are used respectively at both ends of this express train car consist. Total length over the buffers 101 cm / 39-3/4”.

Highlights:

- The right express train cars to go with the class 18 505 steam locomotive.
- Train route D 182: Hannover – Herford – Hamm (Westph) – Dortmund – Essen – Duisburg – Düsseldorf – Cologne.

One-time series.

All of the cars include interior lighting



Prototypical Train Route D 182



43279

39034

This model is being produced in a one-time series only for the Märklin Dealer Initiative (MHI). 5 years warranty on all MHI/Exclusiv items and club items (Märklin Insider and Trix Club) starting in 2012. See Page 31 for warranty terms. See Page 31 for an explanation of the symbols and age information.

New Impressive Series!



37212 Class V 140 001 Diesel Hydraulic Locomotive

What a Locomotive!

With these words, we are starting the new MHI special series of 5 unique museum locomotives. This first large diesel locomotive worldwide with hydraulic power transmission – the DRG V 140 001 – marks the beginning.

Prototype: Class V 140 001 diesel hydraulic locomotive, blue basic paint scheme. German National Museum, Munich, Germany, museum version on loan to and installed in the roundhouse at Locomotive World, Freilassing, Germany. Lettered V 140 001 of the former German State Railroad (DR), Era II/VI.

Model: The locomotive has an mfx+ digital decoder and extensive sound functions. It also has controlled high-efficiency propulsion with a flywheel. 3 axles powered through side rods. Traction tires. Triple headlights and dual red marker lights change over with the direction of travel, will work in conventional operation, and can be controlled digitally. The headlights at Locomotive End 2 and 1 can be turned off separately in digital operation. The locomotive has the double "A" light function. The cab lighting can be turned off separately in digital operation. Maintenance-free, warm white and red LEDs are used for the lighting. A locomotive engineer figure for installation in the locomotive is included. A booklet gives information about the history of the locomotive. Length over the buffers 16.5 cm / 6-1/2".

*Start of a 5-part series of
museum locomotives
Booklet included*

Highlights:

- **Booklet included about the history of the locomotive.**
- **First time to include World of Operation mfx+ decoder and extensive light and sound functions.**

One-time series.



Captivating like the big prototype
in the roundhouse at
Locomotive World in Freilassing



Diesel Locomotive V 140 001

At the start of the Thirties, hydraulic transmissions had proven successful on small locomotives and powered rail cars. The Voith-Föttinger hydraulic transmission had matured significantly since then and offered several advantages, and large diesel motors had achieved a satisfactory level of development. At the end of 1934, the German State Railroad therefore decided on the construction of the first large diesel locomotive in the world powered hydraulically, under the leadership of Krauss-Maffei. The entire project had a small snag however, because the locomotive was supposed to be completed by the beginning of the exhibition “100 Years of German Railroading” in mid-July of 1935. There were thus only eight months of construction time available. Despite many problems, an exemplary contribution by all parties involved resulted in successful delivery of the initially designated V 16 101 diesel locomotive on time and running under its own power to the Nürnberg exhibition.

After that, there were various tests scheduled and in test runs, the locomotive left the performance of steam locomotives such as the Prussian P 8 somewhat in the dust. Final acceptance by the DRG took place in 1936. Then, this unit ran in the Munich area and was reclassified according to its design as V 140 001. After a successful probation period, the German State Railroad proudly presented it in 1937 at the Paris World Exhibition. It was awarded a “Grand Prix” there as an excellent engineering achievement of its time. World War II interrupted further development of powerful diesel locomotives and put road number V 140 001 into storage.

Yet after the end of the war, the great interest on the part of the occupation forces in technical innovations in Germany caused a resurrection of the locomotive that had suffered damage in the war. Krauss-Maffei took on the overhaul and added small improvements. At the end of 1947 / beginning of 1948 new test runs took place. After that V 140 001 was now in a wine red paint scheme and was stationed at Frankfurt-Griesheim available for scheduled use. Up to its final storage in December of 1952,

it recorded at least about 130,000 kilometers / 81,250 miles in express, fast train, and passenger train service to Nürnberg, Heidelberg, and Fulda.

A main inspection, its lone wolf status, increasing difficulty in procuring spare parts, and delivery of new diesel locomotives led to the retirement on October 13, 1953 of the ancestor of all hydraulic diesel locomotives. As a pioneering design and pointing the way for the construction of large locomotives, it did not end up on the scrap heap, but was preserved and has been available for admiring since 2006 at the branch of the German National Museum in Munich at the roundhouse for “Lokwelt Freilassing” / “Freilassing Locomotive World”.

| Digital Functions | CU | MS | MS 2 | CS1 | CS2-3 | CS2-3 |
|--------------------------------|----|----|------|-----|-------|--------------------|
| Headlight(s) | | | | | | Train announcement |
| Bell | | | | | | Train announcement |
| Diesel locomotive op. sounds | | | | | | Blower motors |
| Locomotive whistle | | | | | | Doors Closing |
| Direct control | | | | | | Sanding |
| Sound of squealing brakes off | | | | | | Special Function |
| Headlight(s): Cab2 End | | | | | | Coupler sounds |
| Whistle for switching maneuver | | | | | | Rail Joints |
| Headlight(s): Cab1 End | | | | | | Auxiliary diesel |
| Special Function | | | | | | |
| Engineer's cab lighting | | | | | | |
| Engineer's cab lighting | | | | | | |
| Brake Compressor | | | | | | |
| Letting off Air | | | | | | |
| Replenishing fuel | | | | | | |
| Conductor's Whistle | | | | | | |





36626 Class 146.0 Electric Locomotive

Prototype: Class 146.0 electric locomotive from the TRAXX type program. Fictitious design in the colors of the Euro-Express Special Trains GmbH & Co. KG.

Model: The locomotive has an mfx digital decoder and extensive sound functions. It also has a special motor, centrally mounted. 4 axles powered through cardan shafts. Traction tires. Triple headlights and dual red marker lights change over with the direction of travel, will work in conventional operation, and can be controlled digitally. The headlights at Locomotive End 2 and 1 can be turned off separately in digital operation. When the headlights at both ends of the locomotive are turned off, then the double "A" light function is on at both ends. Maintenance-free, warm white and red LEDs are used for the lighting. The locomotive has 2 mechanically working pantographs (no electrical pickup from catenary). Length over the buffers 21.7 cm / 8-1/2".

Highlights:

- Locomotive includes a variety of light and sound functions.
- Multi-protocol decoder.
- Warm white and red LEDs for lighting.
- Locomotive body made of metal.

Passenger cars to go with this locomotive can be found in the Märklin H0 assortment under item numbers 43946, 43947, and 43948.

One-time series.

| Digital Functions | CU | MS | MS 2 | CS1 | CS2-3 |
|--------------------------------|----|----|------|-----|-------|
| Headlight(s) | | | | | |
| Operating Sounds 1 | | | | | |
| Electric locomotive op. sounds | | | | | |
| Horn | | | | | |
| Direct control | | | | | |
| Sound of squealing brakes off | | | | | |
| Headlight(s): Cab2 End | | | | | |
| Whistle for switching maneuver | | | | | |
| Headlight(s): Cab1 End | | | | | |
| Sound of Couplers Engaging | | | | | |
| Blower motors | | | | | |
| Conductor's Whistle | | | | | |
| Compressor | | | | | |
| Letting off Air | | | | | |
| Coupler sounds | | | | | |
| Switching maneuver | | | | | |





43947 | 43946 | 43948 | 43947 | 36626 |

⚙️ This model is being produced in a one-time series only for the Märklin Dealer Initiative (MDI). 5 years warranty on all MDI/Exclusiv items and club items (Märklin Insider and Trix Club) starting in 2012. See Page 31 for warranty terms. See Page 31 for an explanation of the symbols and age information.

Singing to the Away Game



43948 Type WGmh 804/854 Entertainment Car (Party Car)

Prototype: Type WGmh 804/854 entertainment car, here as a party car for Euro Express Special Trains GmbH & Co. KG. Bordeaux violet paint scheme.

Model: The type WGmh 804/854 entertainment car is partially new tooling, here as a model of a soccer fan car. The car has an mfx digital decoder. Sound functions are provided from a Micro SD card. The car has factory-installed interior lighting that can be controlled digitally. The bar lighting can be controlled digitally. Warm white LEDs are used for the interior lighting and bar lighting. The car has current-conducting couplers that can be controlled digitally (note instructions for use). A 2 GB micro SD card with royalty-free songs and sounds is built in. The music and the sounds can be played with the respective function buttons. Music and sounds of your own can be exchanged or added (Please see instructions on the micro SD card). The micro SD card is removed on the car floor to do this. A conversion program is already stored on the micro SD card.

The 2.5 to 3 watt speaker provides optimal sound quality. The volume can be changed. A card reader and adapter are not included with the car. A 6-piece set of figures (soccer fans of 1.FC märklin) from the firm NOCH are included (read the instructions for use).

Length over the buffers approximately 28.2 cm / 11-1/8".

Passenger car sets with 2 and 3 cars to go with this car are offered exclusively for the MHI under item numbers 43946 and 43947.

The class 146 electric locomotive to go with this set is offered exclusively for the MHI under item number 36626.

One-time series.

Highlights:

- Partially new tooling.
- mfx digital decoder.
- 2 GB micro SD card.
- Music and sounds of your own can be exchanged or added.
- Volume can be adjusted.
- Interior lighting.
- Current-conducting couplers.
- 6-piece set of figures from NOCH.

märklin
MHI



You can experience more of this exciting story in Train Stories Part 5 that is available as an interesting brochure at your local MHI specialty dealer.



2 GB micro SD card included
Set of fan figures
Easiest operation with pre-installed sound management
Speaker with top sound quality

Ingeniously hidden!
The socket for the
micro SD card



| Digital Functions | CU | MS | MS 2 | CS1 | CS2-3 | CS2-3 |
|----------------------------|----|----|------|-----|-------|-----------------------------|
| Interior lights | | | | | | Beer bottle |
| Start/Stop | | | | | | Cheering |
| Pause | | | | | | Applause |
| One song ahead | | | | | | Clinking (glasses together) |
| One song back | | | | | | Special sound function |
| Louder | | | | | | |
| Softer | | | | | | |
| Light Function | | | | | | |
| Current-conducting coupler | | | | | | |
| Fan chant | | | | | | |
| Fan chant | | | | | | |
| Fan chant | | | | | | |
| Fan chant | | | | | | |
| Fan chant | | | | | | |
| Fan chant | | | | | | |
| Fan chant | | | | | | |



Next stop: away victory



43947 | 43946 | 43948 | 43947 | 36626 |

This model is being produced in a one-time series only for the Märklin Dealer Initiative (MHI). 5 years warranty on all MHI/Exclusiv items and club items (Märklin Insider and Trix Club) starting in 2012. See Page 31 for warranty terms. See Page 31 for an explanation of the symbols and age information.



43946 Two Type Bm Compartment Cars

Prototype: Two type Bm compartment cars for Euro Express Special Trains GmbH & Co. KG. Bordeaux violet paint scheme.

Model: This is a soccer fan car set. The entry doors have one-piece door windows. Some of the car windows on the model are open. The entries have folding steps. The cars have Minden-Deutz heavy design trucks with double brake shoes and a separately applied generator. Both cars have factory-installed LED interior lighting and operating current-conducting couplers. Maintenance-free warm white LEDs are used for the lighting.

The 73407 marker lights can be installed on both cars. A 6-piece set of figures (soccer fans of SV Trix) from the firm NOCH are included (read the instructions for use).

Total length over the buffers approximately 56.5 cm / 22-1/4".


Highlights:

- All of the cars include factory-installed LED interior lighting.
- Operating current-conducting couplers.

One-time series.



*Some windows open
LED interior lighting included
SV Trix fans set of figures included*



43947

43946

43948

43947

36626

This model is being produced in a one-time series only for the Märklin Dealer Initiative (MHI). 5 years warranty on all MHI/Exclusiv items and club items (Märklin Insider and Trix Club) starting in 2012. See Page 31 for warranty terms. See Page 31 for an explanation of the symbols and age information.



43947 Three Compartment Cars

Prototype: Two type Bm compartment cars and one type Am compartment car for Euro Express Special Trains GmbH & Co. KG. Bordeaux violet paint scheme.



Model: This is a soccer fan car set. The entry doors have one-piece door windows. Some of the car windows on the model are open. The entries have folding steps. The cars have Minden-Deutz heavy design trucks with double brake shoes and a separately applied generator. All of the cars have factory-installed LED interior lighting and operating current-conducting couplers. Maintenance-free warm white LEDs are used for the

lighting. The 73407 marker lights can be installed on all of the cars. A 6-piece set of figures (soccer fans of 1.FC märklin) from the firm NOCH are included (read the instructions for use). Total length over the buffers approximately 84.8 cm / 33-3/8".

One-time series.

Highlights:


- All of the cars include factory-installed LED interior lighting.
- Operating current-conducting couplers.
- One car includes marker lights.



LED interior lighting included
Marker lights
1.FC märklin fans set of figures



Prototypical
marker lights
"Goodbye – Goodbye"



Streamlined Diva



26607 “DRG Express Train” Train Set

Pure wanderlust and that carefree, elegant attitude towards life of the “Golden Twenties” are what you will experience with this express train set from 1925. Pulled by a streamlined diva, these prototypical express train passenger cars bring back the heyday of Jazz and Swing sounds on your model railroad layout.

Prototype: German State Railroad Company (DRG) class 15 express train steam locomotive from the Bavarian class S 2/6 in a black/red basic paint scheme. Locomotive road number 15 001. Type AB4ü Bavarian 4-axle express train passenger car, 1st/2nd class, Bavarian 4-axle express train passenger car, 3rd class, and, type Pw4ü Bavarian 4-axle express train baggage car. The train looks as it did around 1925.

Model: The locomotive has an mfx digital decoder and extensive sound functions. It also has controlled high-efficiency propulsion. 2 axles

powered. Traction tires. The 72270 smoke unit can be installed in the locomotive. The dual headlights and the smoke unit that can be installed will work in conventional operation and can be controlled digitally. The headlight for oncoming trains and the cab lighting can also be controlled digitally. Maintenance-free warm white LEDs are used for the lighting. The locomotive has detailed running gear with a partially open bar frame. It also has streamlined cladding on the smoke box, the smoke stack, the dome and cylinder group as well as a streamlined design for the cab. The locomotive has a close coupling between the locomotive and tender. The rear of the tender has an NEM coupler pocket with a close coupler and a guide mechanism. The minimum radius for operation is 360 mm / 14-3/16". Protective piston rod sleeves are included separately. The express train passenger cars have detailed construction and are full-scale length. The express train baggage car has sliding doors that can be opened. Total length over the buffers approximately 90.3 cm / 35-1/2".

| Digital Functions | CU | MS | MS2 | CS1 | CS2-3 |
|--------------------------------|----|----|-----|-----|-------|
| Headlight(s) | | | | | |
| Smoke generator contact | | | | | |
| Steam locomotive op. sounds | | | | | |
| Locomotive whistle | | | | | |
| Direct control | | | | | |
| Sound of squealing brakes off | | | | | |
| Light(s) for Oncoming Train | | | | | |
| Whistle for switching maneuver | | | | | |
| Engineer's cab lighting | | | | | |
| Letting off Steam | | | | | |
| Sound of coal being shoveled | | | | | |
| Grate Shaken | | | | | |
| Air Pump | | | | | |
| Water Pump | | | | | |
| Injectors | | | | | |
| Switching maneuver | | | | | |



Perfectly realized: Locomotive and tender form a unit



Intricate and detailed valve gear as well as imitation brakes



See Page 31 for an explanation of the symbols and age information.

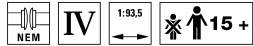
For prototypical baggage loading



Intricately interlaced:
The wheels with metal
double spokes



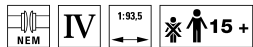
Traveling in the Seventies



43907 Type Büm 234 Express Train Passenger Car

Prototype: German Federal Railroad (DB) compartment car, 2nd class, type Büm 234, UIC-X design. The car looks as it did around 1975.

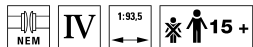
Model: The car has a chrome oxide green paint scheme, as the car looked starting in 1963. The running gear is prototypically detailed with a reproduction of brake shoes and generator drive. The car has unlighted red marker light inserts on the ends. The 7319 current-conducting couplings or the 72021 operating current-conducting couplers as well as an interior lighting kit (73400/73401) and the 73406 pickup shoe can be installed on the car. The minimum radius for operation is 360 mm / 14-3/16". A decal set is included. Length over the buffers approximately 28.2 cm / 11-1/8". DC wheel set E700580.



43908 Type Büm 234 Express Train Passenger Car

Prototype: German Federal Railroad (DB) compartment car, 2nd class, type Büm 234, UIC-X design. The car looks as it did around 1975.

Model: See the text for the 43907 locomotive for more information about this model.



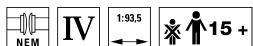
43909 Type Büm 234 Express Train Passenger Car

Prototype: German Federal Railroad (DB) compartment car, 2nd class, type Büm 234, UIC-X design. The car looks as it did around 1975.

Model: See the text for the 43907 locomotive for more information about this model.



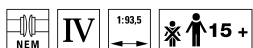
See Page 31 for an explanation of the symbols and age information.



43913 Type Aüm 203 Express Train Passenger Car

Prototype: German Federal Railroad (DB) compartment car, 1st class, type Aüm 203, UIC-X design. The car looks as it did around 1975.

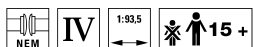
Model: The car has a blue paint scheme, as the car looked starting in 1963. The running gear is prototypically detailed with a reproduction of brake shoes and generator drive. The car has unlighted red marker light inserts on the ends. The 7319 current-conducting couplings or the 72021 operating current-conducting couplers as well as an interior lighting kit (73400/73401) and the 73406 pickup shoe can be installed on the car. The minimum radius for operation is 360 mm / 14-3/16". A decal set is included. Length over the buffers approximately 28.2 cm / 11-1/8". DC wheel set E700580.



43933 Type ABüm 225 Express Train Passenger Car

Prototype: German Federal Railroad (DB) compartment car, 1st and 2nd class, type ABüm 225, UIC-X design. The car looks as it did around 1975.

Model: The car has a chrome oxide green paint scheme, as the car looked starting in 1963. See the text for the 43913 locomotive for more information about this model.



43952 Type BDüms 273 Half Baggage Car

Prototype: German Federal Railroad (DB) half baggage car, 2nd class with a baggage area, type BDüms 273, UIC-X design. The car looks as it did around 1975.

Model: The car has a chrome oxide green paint scheme, as the car looked starting in 1963. See the text for the 43913 locomotive for more information about this model.

All of the cars can be combined to make a typical express train car consist from Era IV



Rolling Road



47424 Type Saadkms 690 Depressed Floor End Flat Car

Prototype: Type Saadkms 690 special car with 8 small wheel sets for transporting entire truck rigs. Car painted and lettered for Railion Deutschland AG. The car looks as it did around 2005. Car number 81 80 498 3 051-1.

Model: This is the end car with hinged and removable buffer beams and adapters for standard close couplers. Chock blocks for trucks are included. Length over the buffers 23.2 cm / 9-1/8". DC wheel set E432950.



Just like the prototype, the tub-shaped load surface lies barely over the upper edge of the rails

This new item is also available as this variation:



47425 Type Saadkms 690 Depressed Floor End Flat Car Car number 81 80 498 3 057-8



This new item is also available as this variation:



47426 Type Saadkms 690 Depressed Floor End Flat Car Car number 81 80 498 3 172-5



This new item is also available as this variation:



47427 Type Saadkms 690 Depressed Floor End Flat Car Car number 81 80 498 3 186-5



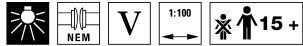
This new item is also available as this variation:



47428 Type Saadkms 690 Depressed Floor End Flat Car Car number 81 80 498 3 119-6



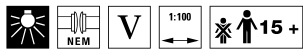
See Page 31 for an explanation of the symbols and age information.



43584 Bi-level Car

Prototype: German Railroad, Inc. (DB AG) type DABz 756, 1st and 2nd class.

Model: The car is ready for installation of 7319 current-conducting couplings or 72020/72021 current-conducting couplers. Length over the buffers 26.8 cm / 10-9/16". DC wheel set E700580.



43585 Bi-level Car

Prototype: German Railroad, Inc. (DB AG) type DBz 751, 2nd class.

Model: The car is ready for installation of 7319 current-conducting couplings or 72020/72021 current-conducting couplers. Length over the buffers 26.8 cm / 10-9/16". DC wheel set E700580.




43586 Bi-level Cab Control Car

Prototype: German Railroad, Inc. (DB AG) type DBbz 761, 2nd class.

Model: The car has a detailed buffer beam with separately applied front cowling. It has a lighted destination sign. The engineer's cab has

Reissue



interior details. The car is ready for installation of 7319 current-conducting couplings or 72020/72021 current-conducting couplers. Length over the buffers 27.3 cm / 10-3/4".

When operated control car first, triple headlights shine.

When operated control car last, dual red marker lights shine.



43586

43585

43584

37439

"WIR WOLLEN WULLE" / "We want Wulle"



39979 „Roter Flitzer“ / „Red Speedster“ Rail Bus Motor Car

Prototype: Class 798 motor car (former ÖBB) for DNV Touristik, Inc., Stuttgart-Kornwestheim, Germany. The unit looks as it currently does in real life.

Model: The rail bus has an mfx+ digital decoder and extensive sound functions. It also has controlled high-efficiency propulsion. 2 axles powered. Traction tires. The rail bus has factory-installed interior lighting. It also has interior details. Warm white LEDs are used for the headlights and marker lights as well as for the interior lighting. The headlights and interior lighting will work in conventional operation and can be controlled digitally. Length over the buffers 16 cm / 6-5/16".

| Digital Functions | CU | MS | MS 2 | CS 1 | CS 2-3 |
|-------------------------------|----|----|------|------|--------|
| Headlight(s) | | | | | |
| Interior lights | | | | | |
| Diesel locomotive op. sounds | | | | | |
| Horn | | | | | |
| Direct control | | | | | |
| Sound of squealing brakes off | | | | | |
| Rear Headlights off | | | | | |
| Conductor's Whistle | | | | | |
| Front Headlights off | | | | | |
| Doors Closing | | | | | |
| Rail Joints | | | | | |
| Station Announcements | | | | | |
| Surrounding sounds | | | | | |
| Beer bottle | | | | | |
| Bell | | | | | |



See Page 31 for an explanation of the symbols and age information.



48655 Heavy-Duty Flat Car with a Load of Coils

Quite impressive. This is the effect that the lease cars of the firm V & M Deutschland GmbH have with their "special paint scheme". For the dabs of paint visible from afar on the ends truly lend variety to daily freight service.

Prototype: European Rail Rent (ERR) type Sgmmns 4505 heavy-duty flat car, Duisburg, registered in Germany. The car looks as it currently does in real life.

Model: The load surface is constructed of metal. The car has many separately applied details. Three (3) coils in load frames are included as a load. Length over the buffers 16.3 cm / 6-7/16".

*New tooling for the modern type Sgmmns heavy-duty flat car
Different loads make these cars ideal for unit trains*



48656 Heavy-Duty Flat Car with a Load of Coils

Prototype: European Rail Rent (ERR) type Sgmmns 4505 heavy-duty flat car, Duisburg, registered in Germany. The car looks as it currently does in real life.

Model: The load surface is constructed of metal. The car has many separately applied details. Three (3) coils in load frames are included as a load. Length over the buffers 16.3 cm / 6-7/16".



48657 Heavy-Duty Flat Car, Unloaded

Prototype: European Rail Rent (ERR) type Sgmmns 4505 heavy-duty flat car, Duisburg, registered in Germany. The car looks as it currently does in real life.

Model: The load surface is constructed of metal. The car has many separately applied details. Length over the buffers 16.3 cm / 6-7/16".





42387 Three Passenger Cars

Prototype: Swiss Federal Railways (SBB/CFF/FFS) older "standardized" design. Type AB4, 2nd and 3rd class. Type C4, 3rd class.

Model: The cars have separately applied roof vents. The car diaphragms can be changed.

Total length over the buffers 67.8 cm / 26-11/16".

DC wheel set E700580.

An electric locomotive to go with these cars can be found in the Märklin H0 assortment under item number 37514.



42387

37514



48062 Type Habbiillnss High-Capacity Sliding Wall Boxcar Set

Leasing special freight cars is the business model of the Swiss family-owned firm WASCOSA. The innovative type Habbiillnss sliding wall boxcars for transporting weather-sensitive, high-capacity, palletized freight loads are part of the company's pool of over 7,000 cars. These cars set new standards in terms of functionality and logistics with a load surface of 62.4 square meters / 671.67 square feet, a maximum cargo load of 63.5 metric tons, two or more separation walls that can be moved and locked in place, as well as a maximum speed of 120 km/h / 75 mph.

Prototype: 3 type Habbiillnss high-capacity sliding wall boxcars. Privately owned cars of the firm Wascosa, leased to the Swiss Post AG. All of the cars include different advertising designs. The cars look as they currently do in real life.

Model: All of the cars have adjustable buffers and trucks. One each car has a German, French, and Italian advertising design. All of the cars have different car numbers and are individually packaged, with a master package.

Length over the buffers per car 26.7 cm / 10-1/2".

DC wheel set E700580.

Delivery planned for the 1st quarter of 2018.

Highlights:

➤ **Current appearance.**



*Attractive, poster-like design
Individually packaged in the set*



Christmas



48417 H0 Christmas Car for 2017


Prototype: German Federal Railroad (DB) type 262 insulated heavy oil tank car.

Model: The tank car has a Christmas design for the transport of mulled wine. It also has a separately applied platform and ladder at the end of the car. The car has separately applied steps and built-in step openings in the tank car cladding.

Length over the buffers approximately 13.1 cm / 5-1/8".

DC wheel set E700580.

One-time series.



03070 Book „Returning/Changing Over to Digital Model Railroading“

This book gives extensive descriptions and tips for getting back into the hobby of model railroading in over 160 pages. In addition, the book gives the reader a comprehensible guide for changing over conveniently and easily to the digital world of model railroading. Printed with German text.

Highlights:

- Contains all of the essential information for people returning to the hobby and for changing over to the digital world.





88674 DB AG Class 101 Electric Locomotive

Prototype: German Railroad, Inc. (DB AG) class 101 express locomotive. The locomotive looks as it currently does in real life.

One-time production for the Märklin Dealer Initiative (MHI).

Model: The locomotive has a new generation motor. Both trucks are powered. Maintenance-free warm white and red LEDs are used for the lighting. Current can be drawn from catenary and the catenary selector screw has been moved inside the locomotive. Length over the buffers 86 mm / 3-3/8".



New generation of motors



87756 Intercity Car Set with 5 Cars

Prototype: 5 different German Railroad, Inc. (DB AG) Intercity cars as they looked in Era VI, consisting of 1 type Bimdzf cab control car, 1 type Bpmbz open seating car, 1 type Bpmz open seating car, 1 type ARkimbz Bistro car, 1 type Avmz compartment car.

One-time production for the Märklin Dealer Initiative (MHI).

Model: This is a 5-part car set, consisting of two 1st class cars, two 2nd class cars, and a cab control car. All of the cars have prototypical paint schemes and lettering, interior lighting with warm white LEDs, and interior details. The cab control car has white/red headlights/marker lights that change over with the direction of travel. Total length over the buffers approximately 600 mm / 23-5/8".

Highlights:

- All of the cars are a special edition, not available separately.
- Interior details.
- LED interior lighting.



Interior details



87756

88674

This model is being produced in a one-time series only for the Märklin Dealer Initiative (MHI). 5 years warranty on all MHI/Exclusiv items and club items (Märklin Insider and Trix Club) starting in 2012. See Page 31 for warranty terms. See Page 31 for an explanation of the symbols and age information.




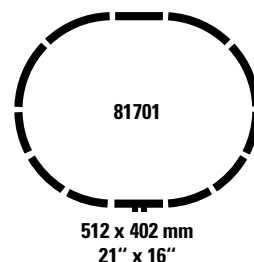
81701 Starter Set for 230 Volts

Prototype: 1 German Federal Railroad (DB) class 89 steam locomotive, 1 DB low side car with a tarp, 1 refrigerator car painted and lettered for "Zirndorfer Bier".

Model: The locomotive is constructed of metal. All driving axles are powered. The low side car has a tarp superstructure. The refrigerator car is painted and lettered for "Zirndorfer Bier". The set has a small oval of track consisting of 2 sections of straight track respectively 110 mm / 4-3/8" long, 10 sections of curved track including 4 each 8520 and 6 each 8521. A rerailer, and a 230 volt / 12 VA switched mode power pack with a suitable locomotive controller are included. A track plan brochure is also included. Train length approximately 160 mm / 6-5/16".

This set can be expanded with the SET track extension sets 8190 or 8191, 8192, 8193, and 8194, or according to your own designs.

Freight Train with an Oval of Track, Locomotive Controller, and an Appropriate Power Supply



I wish...



80627 Z Gauge Christmas Car for 2017

Prototype: Low side car.

Model: This is a low side car loaded with the logo "XMAS" made of laser-cut architectural quality cardstock. Length over the buffers 54 mm / 2-1/8".

One-time series exclusively in 2017.

The Christmas car for 2017 is presented in a clear angel with one-half done in transparent blue. This can be hung on a Christmas tree with the help of the cord included with the car. This car continues the popular series of festive themes from previous years.



A Jack of All Trades



55290 Class E 44 Electric Locomotive

The German State Railroad (DRG) had a great success with the E 44. This locomotive had power trucks but no pilot wheels and quickly developed into an "All Purpose Weapon" that turned in the best results in light and medium duty service. This did not change on DB up to the start of the Sixties. This model of road number E 44 088 from the Bamberg maintenance facility is presented in the prime of its years, namely as it looked in the "Bottle Green" basic paint scheme around 1959.

Prototype: German Federal Railroad (DB) class E 44 passenger locomotive. The locomotive looks as it did around 1959 in the "Bottle Green" basic paint scheme. Road number E 44 088, Bw Bamberg, DB Nürnberg, assigned to Bamberg.

Model: The locomotive is constructed of metal with applied plastic parts. It has an mfx digital decoder, controlled high-efficiency propulsion, and a sound effects generator. The locomotive can be operated with AC, DC, Märklin Digital, and DCC. It has 2 powerful motors. 2 axles powered. The locomotive has warm white LED headlights that will work in conventional operation and can be controlled digitally. The wheel treads have been refined. The locomotive has digitally controlled Telex couplers that can be replaced by reproduction prototype

couplers. Reproduction prototype couplers are included with the locomotive. The engineer's cabs have interior details, interior lighting that can be controlled, and doors that can be opened. The locomotive has separately applied metal grab irons. It also has sprung buffers. Different sound functions can be activated such as the locomotive whistle, running sound, compressed air being released, and the clicking of the relay. Minimum radius for operation 600 mm / 23-5/8". Length over the buffers 47.8 cm / 18-13/16".

| Digital Functions | CU | MS | MS 2 | CS 1 | CS 2-3 |
|--------------------------------|----|----|------|------|--------|
| Headlight(s) | | | | | |
| Pantograph 1 | | | | | |
| Electric locomotive op. sounds | | | | | |
| Sanding | | | | | |
| Engineer's cab lighting | | | | | |
| Telex coupler on the front | | | | | |
| Front Headlights off | | | | | |
| Telex coupler on the rear | | | | | |
| Rear Headlights off | | | | | |
| Sound of squealing brakes off | | | | | |
| Direct control | | | | | |
| Main Relay | | | | | |
| Locomotive whistle | | | | | |
| Letting off Air | | | | | |
| Compressor | | | | | |
| Sound of Relays Clicking | | | | | |

Digitally controlled Telex couplers
Different sound functions



A Big Entrance Right Down to the Details



58514 Type F-v-51 Dump Car

Prototype: German Federal Railroad (DB) type F-v-51 dump car without a handbrake, designed for the transport of bulk freight. Car number 618 095.

Model: The main frame and upper longitudinal beams with supports are constructed of metal. The rest of the parts are made of high quality plastic. The grillwork and rail clamps are prototypically modelled. Prototype couplers are included. The minimum radius for operation is 600 mm / 23-5/8". Length over the buffers 28.5 cm / 11-1/4".

*Reissued, new car numbers
4 different dump cars for impressive unit trains*



True size and an absolute love of detail, this is how our newest generation of 1 Gauge cars look



See Page 31 for an explanation of the symbols and age information.



58511 Type F-z-51 Dump Car

Prototype: German Federal Railroad (DB) type F-z-51 dump car without a handbrake, designed for the transport of bulk freight. Car number 618 041.

Model: The main frame and upper longitudinal beams with supports are constructed of metal. The rest of the parts are made of high quality plastic. The grillwork and rail clamps are prototypically modelled. Prototype couplers are included. The minimum radius for operation is 600 mm / 23-5/8". Length over the buffers 28.5 cm / 11-1/4".



58517 Type F-v-51 Dump Car Car number 618 278



With brakeman's platform and handbrake



58518 Type F-v-51 Dump Car Car number 618 182



With brakeman's platform and handbrake



58518

58517

58514

58511

55288



55759 Christmas Tank Locomotive, Road Number 75 2412

Prototype: German Federal Railroad (DB) class 75.4 10-11 steam tank locomotive. Paint scheme and design as a Christmas locomotive. Former Baden VIc.

Model: The locomotive frame and body with boiler is constructed of die-cast zinc. Other separately applied parts are mostly made of metal. This is a highly detailed model with many separately applied details (brass) and a detailed engineer's cab. The locomotive has a bell separately applied behind the smoke stack, it has a raised addition to the coal bunker made of metal, a shortened smoke stack, a smoke box door without a central locking mechanism, a water tank hatch that can be opened, a sand dome that can be opened, cab doors that can be opened, and much more. The locomotive has an mfx digital decoder, controlled high-efficiency propulsion, and a sound generator with operating sounds synchronized with the wheels as well as extensive sound functions. The locomotive can be operated with AC power, DC power, Märklin Digital, and DCC. 3 axles powered. The locomotive has a built-in smoke unit with smoke exhaust synchronized with the wheels, cylinder steam, and a steam whistle. The locomotive has triple headlights that change over with the direction of travel and have a light color correct for the era. The headlights will work in conventional operation and can be controlled digitally.

Maintenance-free warm white LEDs are used for the lighting. Cab and firebox lighting as well as running gear lighting are included. The special light function is a Christmas tree with LED lighting that can be controlled digitally. As a special sound function, the locomotive whistles "O Tannenbaum" and "Jingle Bells". The locomotive has a prototype reproduction coupler on the front and a claw coupler on the rear. Both can be changed to the other type of coupler. An accessory package with a prototype reproduction coupler and a claw coupler, smoke fluid, and figures of an engineer and fireman is included with the locomotive. Minimum radius for operation is 1,020 mm / 40-1/8". Length over the buffers 39.7 cm / 15-5/8".

Highlights:

- Christmas tree with LED lighting that can be controlled digitally.
- "O Tannenbaum" and "Jingle Bells" steam locomotive composition.
- Christmas design.
- Accessory package included.

| Digital Functions | CU | MS | MS 2 | CS1 | CS2-3 |
|--------------------------------|----|----|------|-----|-------|
| Headlight(s) | | | | | |
| Smoke generator | | | | | |
| Steam locomotive op. sounds | | | | | |
| Locomotive whistle | | | | | |
| Direct control | | | | | |
| Engineer's cab lighting | | | | | |
| Sound of coal being shoveled | | | | | |
| Bell | | | | | |
| Whistle for switching maneuver | | | | | |
| Sound of squealing brakes off | | | | | |
| Letting off Steam | | | | | |
| Running gear lights | | | | | |
| Generator Sounds | | | | | |
| Special light function | | | | | |
| Special sound function | | | | | |
| Special sound function | | | | | |

Whistles "O Tannenbaum" and "Jingle Bells"



Index to the Item Numbers / Explanations of Symbols

| Item no. | Page | Item no. | Page |
|----------|------|----------|------|
| 03070 | 24 | 48417 | 24 |
| 26607 | 14 | 48655 | 21 |
| 36187 | 3 | 48656 | 21 |
| 36626 | 8 | 48657 | 21 |
| 37212 | 6 | 55290 | 27 |
| 39034 | 4 | 55759 | 30 |
| 39979 | 20 | 58511 | 29 |
| 42387 | 22 | 58514 | 28 |
| 43279 | 5 | 58517 | 29 |
| 43584 | 19 | 58518 | 29 |
| 43585 | 19 | 80627 | 26 |
| 43586 | 19 | 81701 | 26 |
| 43907 | 16 | 87756 | 25 |
| 43908 | 16 | 88674 | 25 |
| 43909 | 16 | | |
| 43913 | 17 | | |
| 43933 | 17 | | |
| 43946 | 12 | | |
| 43947 | 13 | | |
| 43948 | 10 | | |
| 43952 | 17 | | |
| 47424 | 18 | | |
| 47425 | 18 | | |
| 47426 | 18 | | |
| 47427 | 18 | | |
| 47428 | 18 | | |
| 48062 | 23 | | |



Metal locomotive frame.



Metal frame and mostly metal locomotive body.



Metal frame and locomotive body.



Metal car frame.



Metal car frame and body.



Close couplers with pivot point.



Close couplers in standard pocket with pivot point.



Close couplers in standard pocket with guide mechanism.



Digital decoder with up to 32 digitally controlled functions. The quantity depends on the controller being used.



Digital decoder mfx+ (Märklin World of Operation).



DCC decoder.



Built-in sound effects circuit.



Dual headlights that change over with the direction of travel.



Triple headlights that change over with the direction of the travel.



Triple headlights and two red marker lights that change over with the direction of travel.



Dual red marker lights.



Built-in interior lighting.



Built-in LED interior lighting.



Scale for the passenger car length 1:87.



Scale for the passenger car length 1:93.5.



Scale for the passenger car length 1:100.



Exclusive special models for the Märklin Dealer Initiative – produced in a one-time series. The Märklin Dealer Initiative is an international association of mid-sized toy and model railroad specialty dealers (MHI International). These models are produced in a one-time series only for the Märklin Dealer Initiative (MHI). **5-year warranty** on all MHI products and club products (Märklin Insider and Trix Club) from 2012 on.



Era II (1925 to 1945)



Era III (1945 to 1970)



Era IV (1970 to 1990)



Era V (1990-2006)



Era VI (2006 to the present)

Age Information and Warnings.



WARNING! Not suitable for children under 3 years. Sharp edges and points required for operation. Danger of choking due to detachable small parts that may be swallowed.



For adults only.

Update CS2 4.2

Functionality after update of the CS2 to Version 4.2

Märklin MHI Guarantee conditions

When you buy these Märklin MHI products (these products are identified with the pictogram), the firm Gebr. Märklin & Cie. GmbH will also grant you independent of the legal, national warranty rights available to you in regard to your Märklin MHI specialty dealer as your contracting partner or your rights from product liability a manufacturer's warranty of 60 months from the date of purchase under the terms given below. This allows you independent of the location of the purchase the possibility to claim defects or malfunctions directly from the firm of Märklin as the manufacturer of the product. The Märklin manufacturer's warranty only applies to the technology of the models. Visual defects or incomplete products can be claimed within the framework of the warranty obligations of the seller of the product.

Warranty Conditions

This warranty applies to Märklin assortment products and individual parts that are purchased by a Märklin MHI specialty dealer worldwide. Either the warranty form filled out in full by the Märklin MHI specialty dealer or the purchase receipt will serve as proof of purchase. We therefore recommend that this warranty form should be kept safe along with the purchase receipt. Contents of the Warranty / Exclusions: This warranty includes as selected by the manufacturer correction of any possible defects at no charge or replacement of defective parts at no charge that can be proven to result from design, manufacturing, or material defects, including service performed that is linked to this situation. Other claims outside of the manufacturer's warranty are excluded.

The terms of the warranty do not apply

- In the case of malfunctioning of the product due to wear and tear or in the case of parts that wear out in normal use.
- If the installation of certain electronic elements contrary to the manufacturer's specifications was carried out by individuals not authorized to do such installations.
- In the case of use of the product for a purpose other than that specified by the manufacturer.
- If the references and notes from the manufacturer in the operating instructions were not followed.
- Any and all claims arising from the warranty implied or otherwise or replacement for damages are excluded, if other makes of parts not authorized by Märklin have been installed in Märklin products, and have hereby caused malfunctions or damages. The same applies to conversions that were carried out by neither by

Märklin nor by repair centers authorized by Märklin. The irrefutable assumption that the aforementioned non-Märklin parts or conversions are the cause for the malfunction or damages works fundamentally in Märklin's favor.

- The warranty period is not extended by repair or replacement of the product covered under warranty. Warranty claims can be submitted directly to the seller or by sending the claimed item/part together with the warranty card or the proof of purchase and a summary of the defects directly to the firm Märklin. In accepting the product for repair, Märklin and the seller assume no liability for data or settings stored on the product by the consumer. Warranty claims sent shipping collect cannot be accepted.

Our address: Gebr. Märklin & Cie. GmbH • Reparatur-Service
Stuttgarter Straße 55 - 57 • 73033 Göppingen • Germany
E-mail: service@maerklin.de • Internet: www.maerklin.de

A real highlight!

What would model railways be without hidden details?

On an electric locomotive, the pantograph is raised to touch the overhead contact line as if by magic, or a steam engine hisses and steams as it pulls away, just like the real thing.

This kind of fun when playing comes not only from craftsmanship, but also the best possible and compatible technical equipment. That is why we mostly produce our locomotives for you with complete equipment as standard. They come like that ex-works!

The benefits for the customer are obvious.

Fully-featured models:

- don't generate extra costs
- can be used immediately on the model railway layout
- meet all safety-relevant requirements
- offer the highest levels of customer satisfaction
- do not need to be laboriously altered and upgraded

but above all, they come with a full manufacturer's warranty.

That is why Märklin products exercise such a fascination, because they provide top quality for maximum customer satisfaction.

Gebr. Märklin & Cie. GmbH
Stuttgarter Straße 55–57
73033 Göppingen
Germany

www.maerklin.de

Service:
Telephone: 650-569-1318
E-mail: digital@maerklin.com

We reserve the right to make changes and delivery is not guaranteed. Pricing, data, and measurements may vary. We are not liable for mistakes and printing errors. Prices are current as of the print date for this catalog – we reserve the right to change prices between years – prices are in effect until the release of the next price list / next catalog. Some of the images are hand samples, retouched images, and renderings. The regular production models may vary in details from the models shown.

If these edition of the presentation book does not have prices, please ask your authorized dealers for the current price list.

All rights reserved.
Copying in whole or part prohibited.

© Copyright by Gebr. Märklin & Cie. GmbH.

Printed in Germany.

294488 – 08 2017

Carlos R. Madrigal
Distribuidor en Costa Rica
Tels.: 2453 1882
8812 2278

carlosmadrigalpalmarees@yahoo.com



Model Railroading Day
2. December

On December 2, 2017 –
International Model Railroading Day
Get information about promotions
and events near you at
www.tag-der-modeleisenbahn.de



15.–17. September 2017

**34th International Model Train Show and
11th Märklin Days in 2017**

The MEGA family event in Göppingen
September 15 to 17, 2017
www.maerklin.de



Visit us:
www.facebook.com/maerklin



Märklin fulfills the requirements for a quality control management system adhering to the ISO 9001 Standard. This is checked and certified at regular intervals by the test agency TÜV Süd using monitoring tests. You thereby have the assurance that you are purchasing a tested quality product.