
	<table border="1"> <tr> <td data-bbox="663 226 877 280">Bachmann ref.</td> <td data-bbox="877 226 1340 280">ANALOGICA</td> </tr> <tr> <td colspan="2" data-bbox="663 280 1340 324">sin conector NEM</td> </tr> <tr> <td colspan="2" data-bbox="663 324 1340 405">0-4-0 DeWitt Clinton Bachmann Trains Online Store</td> </tr> </table>	Bachmann ref.	ANALOGICA	sin conector NEM		0-4-0 DeWitt Clinton Bachmann Trains Online Store	
Bachmann ref.	ANALOGICA						
sin conector NEM							
0-4-0 DeWitt Clinton Bachmann Trains Online Store							


	<table border="1"> <tr> <td data-bbox="663 488 877 542">Bachmann ref. 60541</td> <td data-bbox="877 488 1340 542">ANALOGICA</td> </tr> <tr> <td colspan="2" data-bbox="663 542 1340 586">sin conector NEM</td> </tr> <tr> <td colspan="2" data-bbox="663 586 1340 712">Bachmann San Fransico tram Cable Car</td> </tr> </table>	Bachmann ref. 60541	ANALOGICA	sin conector NEM		Bachmann San Fransico tram Cable Car	
Bachmann ref. 60541	ANALOGICA						
sin conector NEM							
Bachmann San Fransico tram Cable Car							

	<table border="1"> <tr> <td data-bbox="663 808 877 862">Bachmann H0 ref. 00628</td> <td data-bbox="877 808 1340 862">ANALOGICA</td> </tr> <tr> <td colspan="2" data-bbox="663 862 1340 907">sin conector NEM</td> </tr> <tr> <td colspan="2" data-bbox="663 907 1340 1077">Bachmann H0 - 00628 The Lafayette - Baltimore & Ohio</td> </tr> </table>	Bachmann H0 ref. 00628	ANALOGICA	sin conector NEM		Bachmann H0 - 00628 The Lafayette - Baltimore & Ohio	
Bachmann H0 ref. 00628	ANALOGICA						
sin conector NEM							
Bachmann H0 - 00628 The Lafayette - Baltimore & Ohio							

	<table border="1"> <tr> <td data-bbox="663 1151 877 1205">MANTUA TYCO</td> <td data-bbox="877 1151 1340 1205">ANALOGICA</td> </tr> <tr> <td colspan="2" data-bbox="663 1205 1340 1249">sin conector NEM</td> </tr> <tr> <td colspan="2" data-bbox="663 1249 1340 1326">HO Mantua 4-6-0 Rogers Back to the Future</td> </tr> </table>	MANTUA TYCO	ANALOGICA	sin conector NEM		HO Mantua 4-6-0 Rogers Back to the Future	
MANTUA TYCO	ANALOGICA						
sin conector NEM							
HO Mantua 4-6-0 Rogers Back to the Future							

	<table border="1"> <tr> <td data-bbox="663 1424 877 1478">MANTUA TYCO</td> <td data-bbox="877 1424 1340 1478">ANALOGICA</td> </tr> <tr> <td colspan="2" data-bbox="663 1478 1340 1523">sin conector NEM</td> </tr> <tr> <td colspan="2" data-bbox="663 1523 1340 1599">HO Mantua 4-6-0 Rogers W&A</td> </tr> </table>	MANTUA TYCO	ANALOGICA	sin conector NEM		HO Mantua 4-6-0 Rogers W&A	
MANTUA TYCO	ANALOGICA						
sin conector NEM							
HO Mantua 4-6-0 Rogers W&A							

	<table border="1"> <tr> <td data-bbox="663 1664 877 1718">MANTUA TYCO</td> <td data-bbox="877 1664 1340 1718">ANALOGICA</td> </tr> <tr> <td colspan="2" data-bbox="663 1718 1340 1762">sin conector NEM</td> </tr> <tr> <td colspan="2" data-bbox="663 1762 1340 1870">HO Mantua 4-6-0 Rogers 248 D&R</td> </tr> </table>	MANTUA TYCO	ANALOGICA	sin conector NEM		HO Mantua 4-6-0 Rogers 248 D&R	
MANTUA TYCO	ANALOGICA						
sin conector NEM							
HO Mantua 4-6-0 Rogers 248 D&R							







	Life Like ref.8343	ANALOGICA
		sin conector NEM
	HO Pennsylvania Steam 0-4-0 w Tender Powered LN Box	

	LIMA ref.3006	ANALOGICA
		sin conector NEM
	Locomotora 020	

	LILIPUT - L103304	ANALOGICA
		sin conector NEM
	HO Locomotora de vapor Tigerli E3-3 de la SBB	

	LILIPUT - L103304	ANALOGICA
		sin conector NEM
	HO Locomotora de vapor Tigerli E3-3 de la SBB	

	LILIPUT - L103304	ANALOGICA
		sin conector NEM
	HO Locomotora de vapor Tigerli E3-3 de la SBB	

	<table border="1"> <tr> <th>MEHANO</th><th>ANALOGICA</th></tr> <tr> <td></td><td>sin conector NEM</td></tr> <tr> <td colspan="2">2-6-0 camelback t26229473 up</td></tr> </table>	MEHANO	ANALOGICA		sin conector NEM	2-6-0 camelback t26229473 up	
MEHANO	ANALOGICA						
	sin conector NEM						
2-6-0 camelback t26229473 up							
	<table border="1"> <tr> <th>MEHANO</th><th>ANALOGICA</th></tr> <tr> <td></td><td>sin conector NEM</td></tr> <tr> <td colspan="2">Locomotora A3 T005 Pennsylvania Railroad</td></tr> </table>	MEHANO	ANALOGICA		sin conector NEM	Locomotora A3 T005 Pennsylvania Railroad	
MEHANO	ANALOGICA						
	sin conector NEM						
Locomotora A3 T005 Pennsylvania Railroad							
	<table border="1"> <tr> <th>MEHANO M800-PO 4-4-0</th><th>ANALOGICA</th></tr> <tr> <td></td><td>sin conector NEM</td></tr> <tr> <td colspan="2">4-4-0#233 of the Atchison, Topeka & Santa Fe Railroad</td></tr> </table>	MEHANO M800-PO 4-4-0	ANALOGICA		sin conector NEM	4-4-0#233 of the Atchison, Topeka & Santa Fe Railroad	
MEHANO M800-PO 4-4-0	ANALOGICA						
	sin conector NEM						
4-4-0#233 of the Atchison, Topeka & Santa Fe Railroad							
	<table border="1"> <tr> <th>Rivarossi 1286</th><th>ANALOGICA</th></tr> <tr> <td></td><td>sin conector NEM</td></tr> <tr> <td colspan="2">Locomotive 0-6-0 Saddle Tank della Reliance Rock CO HO Gauge</td></tr> </table>	Rivarossi 1286	ANALOGICA		sin conector NEM	Locomotive 0-6-0 Saddle Tank della Reliance Rock CO HO Gauge	
Rivarossi 1286	ANALOGICA						
	sin conector NEM						
Locomotive 0-6-0 Saddle Tank della Reliance Rock CO HO Gauge							
	<table border="1"> <tr> <th>Rivarossi</th><th>ANALOGICA</th></tr> <tr> <td></td><td>sin conector NEM</td></tr> <tr> <td colspan="2">Stoomloc LC&NCO type Heisler 1219 1975</td></tr> </table>	Rivarossi	ANALOGICA		sin conector NEM	Stoomloc LC&NCO type Heisler 1219 1975	
Rivarossi	ANALOGICA						
	sin conector NEM						
Stoomloc LC&NCO type Heisler 1219 1975							
	<table border="1"> <tr> <th>RIVAROSSI</th><th>ANALOGICA</th></tr> <tr> <td></td><td>sin conector NEM</td></tr> <tr> <td colspan="2">F.S. 2049</td></tr> </table>	RIVAROSSI	ANALOGICA		sin conector NEM	F.S. 2049	
RIVAROSSI	ANALOGICA						
	sin conector NEM						
F.S. 2049							



ELECTROTREN REF. 2020 ANALOGICA
sin conector NEM

Locomotora 333



ELECTROTREN REF. E3623 ANALOGICA
NEM 662 21 PINES

Automotor ut 440



ELECTROTREN REF. ANALOGICA
NEM 652 8 PINES x2

Locomotora 289 tandem



ELECTROTREN REF. ANALOGICA
NEM 652 8 PINES

Locomotora 353 Virgen de la Paloma



ELECTROTREN REF. ANALOGICA
NEM 652 8 PINES

Locomotora 316 1610



ELECTROTREN REF. E0044 ANALOGICA
NEM 651 6 PINES

Locomotora 030 – L. Aguirre



ELECTROTREN REF. E827531 ANALOGICA
NEM 651 6 PINES

Locomotora Caldas



Roco ref.43618

ANALOGICA
sin conector NEM



LOCOMOTORA TRACTOR DIESEL DE MANIOBRAS



Roco ref.43469

ANALOGICA
sin conector NEM

LOCOMOTORA DIESEL 307 RENFE VALENCIANA



Roco

ANALOGICA
NEM 652 8 PINES

LOCOMOTORA SERIE 80 DB

	<table border="1"> <tr> <td>Roco ref.62955</td> <td>ANALOGICA</td> </tr> <tr> <td></td> <td>NEM 652 8 PINES</td> </tr> <tr> <td colspan="2">RENFE Diesel locomotora class D 319.2</td> </tr> </table>	Roco ref.62955	ANALOGICA		NEM 652 8 PINES	RENFE Diesel locomotora class D 319.2	
Roco ref.62955	ANALOGICA						
	NEM 652 8 PINES						
RENFE Diesel locomotora class D 319.2							

	<table border="1"> <tr> <td>ROCO ref.43529</td> <td>ANALOGICA</td> </tr> <tr> <td></td> <td>sin conector NEM</td> </tr> <tr> <td colspan="2">Locomotora electrica suiza SBB 3/3</td> </tr> </table>	ROCO ref.43529	ANALOGICA		sin conector NEM	Locomotora electrica suiza SBB 3/3	
ROCO ref.43529	ANALOGICA						
	sin conector NEM						
Locomotora electrica suiza SBB 3/3							

	<table border="1"> <tr> <td>IBERTREN REF.43012</td> <td>ANALOGICA</td> </tr> <tr> <td></td> <td>NEM 651 6 PINES</td> </tr> <tr> <td colspan="2">LOCOMOTORA DIESEL RENFE 10145 VERSION VERDE OSCURO</td> </tr> </table>	IBERTREN REF.43012	ANALOGICA		NEM 651 6 PINES	LOCOMOTORA DIESEL RENFE 10145 VERSION VERDE OSCURO	
IBERTREN REF.43012	ANALOGICA						
	NEM 651 6 PINES						
LOCOMOTORA DIESEL RENFE 10145 VERSION VERDE OSCURO							

	<table border="1"> <tr> <td>IBERTREN REF.2108</td> <td>ANALOGICA</td> </tr> <tr> <td></td> <td>sin conector NEM</td> </tr> <tr> <td colspan="2">Locomotora diesel 2000 Talgo III</td> </tr> </table>	IBERTREN REF.2108	ANALOGICA		sin conector NEM	Locomotora diesel 2000 Talgo III	
IBERTREN REF.2108	ANALOGICA						
	sin conector NEM						
Locomotora diesel 2000 Talgo III							

	<table border="1"> <tr> <td>IBERTREN REF.2108</td> <td>ANALOGICA</td> </tr> <tr> <td></td> <td>sin conector NEM</td> </tr> <tr> <td colspan="2">Locomotora diesel 2000 Talgo III</td> </tr> </table>	IBERTREN REF.2108	ANALOGICA		sin conector NEM	Locomotora diesel 2000 Talgo III	
IBERTREN REF.2108	ANALOGICA						
	sin conector NEM						
Locomotora diesel 2000 Talgo III							

	<table border="1"> <tr> <td>IBERTREN</td> <td>ANALOGICA</td> </tr> <tr> <td></td> <td>sin conector NEM</td> </tr> <tr> <td colspan="2">LOCOMOTORA VAPOR 242T. 1.600 MZA-RENFE</td> </tr> </table>	IBERTREN	ANALOGICA		sin conector NEM	LOCOMOTORA VAPOR 242T. 1.600 MZA-RENFE	
IBERTREN	ANALOGICA						
	sin conector NEM						
LOCOMOTORA VAPOR 242T. 1.600 MZA-RENFE							

ELECTROTREN REF. 4142S DIGITAL CON SONIDO



MIKADO RENFE 141

ELECTROTREN REF. 4164 DIGITAL



MIKADO RENFE 141 F2396

**Locomotora Renfe III G7.1 95691 H0 PIKO
DIGITAL CON SONIDO**



Roco 43814. DIGITAL CON SONIDO



locomotora COMSA

Roco DIGITAL



LOCOMOTORA SERIE 80 DB

Bachmann 60603 DIGITAL



Louisville & Nashville GE 70-Tonner Diesel Loco wDCC 98