


Vossloh E4000 Wheel Set exchange Guide (H0)




1. Remove front skirt and bogie/truck sides (just pul them out, there are not glued)



2. Lose snap-fit with small screw driver.




3. Do the same for the other 2 snap-fits (all 3 on same side)



4. Use "lever principle" to lift up the cover (be careful not to brake anything)



5. Use a second screw driver to avoid the closing on the other side. Now lose the other remaining 3 snap-fits and the cover should com of easily



6. Exchange the desired wheels and close back the cover until you here the "clicks" of the snap-fits. Put back the bogie/trucks and front skirt and you are done

For more info/Help or if you need spare parts please contact your local model train shop or contact us at: